



♡ Hello



Tech Monday

An Initiative of **TECHNOWSKOLA**



CLICK HERE TO REGISTER.



www.technowskola.com

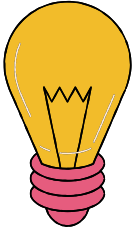




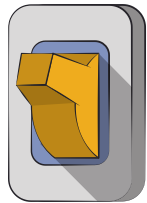
ELECTRONIC CIRCUIT

Write the words under the pictures.

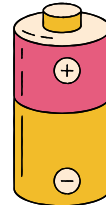
switch / battery / wire / bulb




.....



.....

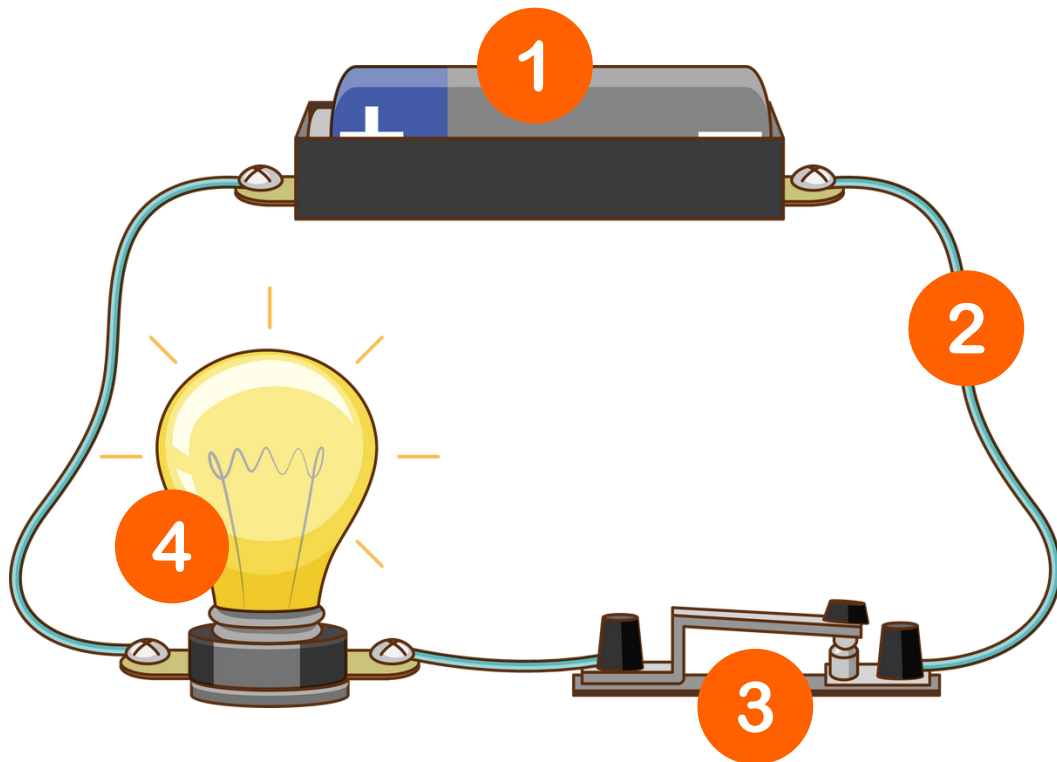


.....



.....

Write the components of the electronic circuit below.





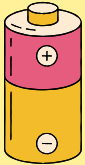

TRY TO BUILD THIS CIRCUIT INTO YOUR ATAL TINKERING LAB!

- 1-
- 2-
- 3-
- 4-



ELECTRONIC CIRCUIT

Complete the table with the functions of the components.

COMPONENT	ITS NAME	EXAMPLE	ITS FUNCTION
	Electrical load	Light bulb
	Controller	Switch
	Energy source	Battery
	Conductor	Wire

What effects can an electric current produce?

.....
.....
.....

Why does the element in a light bulb glow while the element in a kettle become hot?

.....
.....
.....