



PFMS User Manual

Role of Administrator

Version 1.1

August, 2017

Public Financial Management System
Controller General of Accounts
Department of Expenditure
Ministry of Finance

1.	INTRODUCTION.....	2
2.	ROLE OF ADMINISTRATOR	2
2.1	CREATION OF USERS (MAKER AND CHECKER)	2
2.2	EDITING THE EXISTING USERS.....	4
2.3	EDITING ADMIN USER PROFILE AND PIA PROFILE.....	9
2.3.1	Editing PIA Admin User Profile.....	9
2.3.2	Editing PIA Profile	10
2.4	REGISTERING NEW SCHEME.....	11
2.5	MANAGE OTHER PIAS	17
2.6	ADD NEW SCHEME TO CHILD PIA	19
2.7	ADDING MORE BANK ACCOUNT(S).....	24
2.8	DE-ACTIVATION OF SCHEME/BANK ACCOUNT	25
2.9	BANK ACCOUNT ACTIVATION FOR E PAYMENT.....	28

Version control

Version	Date	Designation/Office	Summary of Changes
1.1	25 September 2017	O/o CGA	Original Document

1. Introduction

A **Program Implementing Agency** (PIA) gets registered onto **Public Financial Management System** (PFMS) post approval by the competent authorities (Program Division and the Principal Accounts office of the Ministry running the scheme in case of first level PIA and Funding PIA in case of other PIAs are the identified competent authorities for approving PIAs). Subsequent to the approval of the PIA by competent authority, user credentials are sent to the PIA's email id and Mobile Number provided at the time of registration of the PIA on the PFMS portal. The user credentials are provided to the Administrator, generally the Head of Department of the concerned PIA.

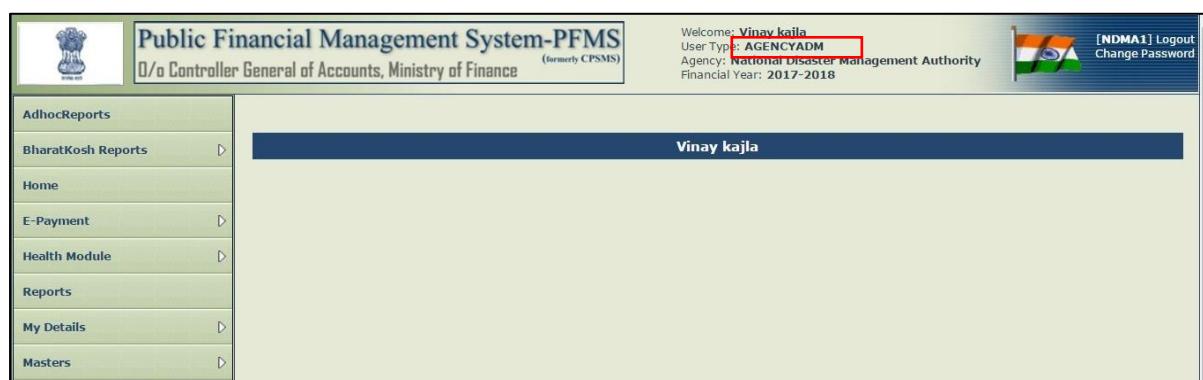


Figure 1

2. Role of Administrator

The Administrator performs the functions set out below:

2.1 Creation of Users (Maker and Checker)

The Public Financial Management System (PFMS) has been designed with Maker Checker concept where the Data Operator (Maker) will enter all transaction entries and submit it to the Data Approver (Checker) for verification and approval/rejection of transactions. For this purpose two separate users have to be created as Data Operator and Data Approver by the Admin user. The detailed steps for creating these users are set out below:

Step1: Go to **Masters > Users>Add New**

PFMS User Manual – Role of Administrator Ver 1.1

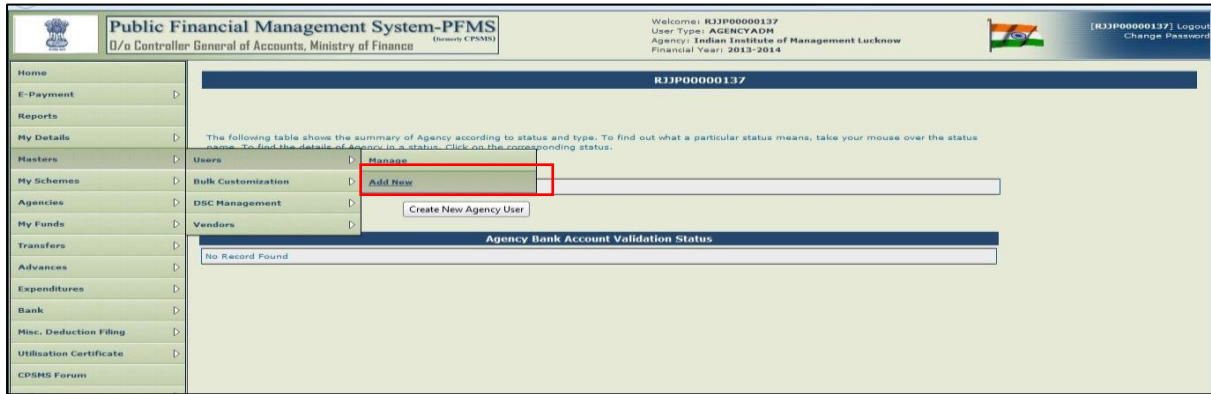


Figure 2

Step2: Select the **Type of User** from the drop down list

Step3: Enter the **First Name**

Step4: Enter the **Last Name**

Step5: Enter **Email** (This should be correct and active e-mail as the password and other communication will be sent to this e-mail only)

Step6: Enter **Phone Number**

Step7: Enter **Mobile Number**, if any.

Step8: Enter a **Login ID** for the user (Login ID should be minimum of four different characters).

Step9: After entering all the above details, click on “**Submit**” button

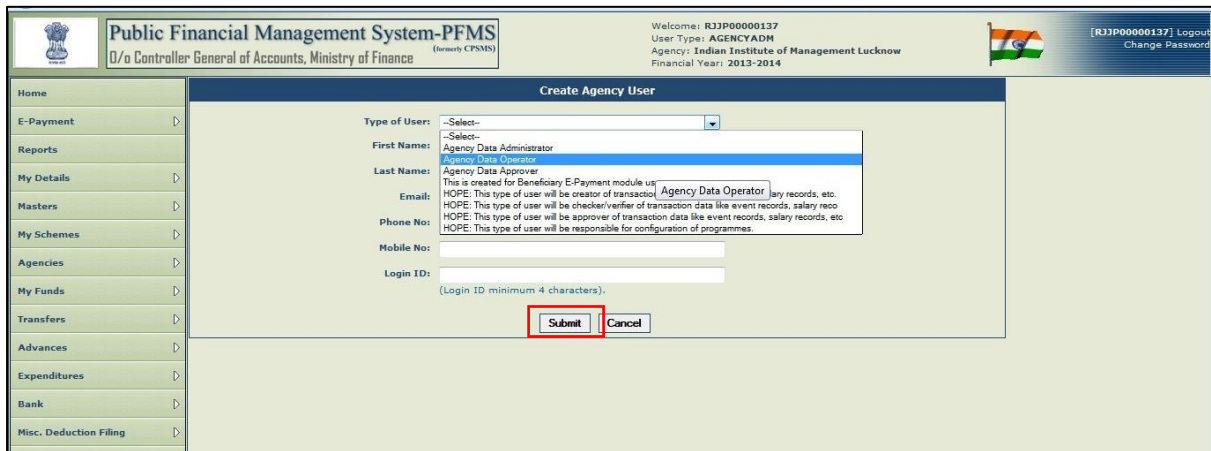


Figure 3

Step10: The message “**Record saved successfully, your password has been sent on your email address**” will be displayed.

PFMS User Manual – Role of Administrator Ver 1.1



Figure 4

Note: The same procedure should be followed for creating 'Data Approver' user by selecting the user type as '**Data Approver**'. After obtaining the password, the operator and approver can login through their respective login credentials. The Admin user can create another Admin user using the procedure described above, if the incumbent is changed. The new Admin user can login and disable the earlier Admin user.

2.2 Editing the Existing Users

Step1: Navigate to **Masters > Users > Manage**

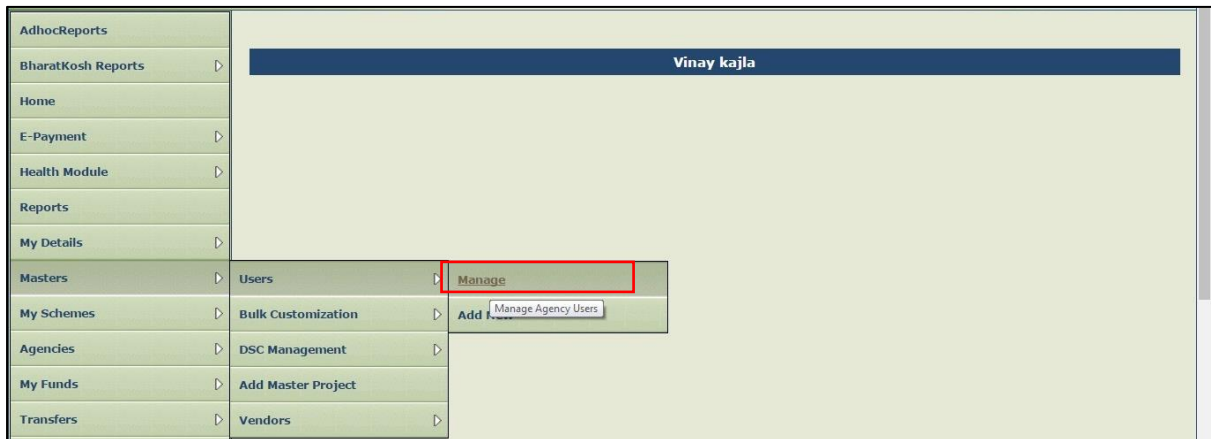


Figure 5

Step2: On the '**Manage Agency Users**' page, enter data against the search criteria in the relevant boxes and click on **Search** Button.

PFMS User Manual – Role of Administrator Ver 1.1

Public Financial Management System-PFMS
(formerly CPMS)

Welcome: Vinay kajla
User Type: AGENCYADM
Agency: National Disaster Management Authority
Financial Year: 2017-2018

[NDMA1] Logout
Change Password

Manage Agency Users

Login Id: (Please provide at least 4 characters) User Type:

First Name: Last Name:

Status:

Figure 6

Step3: When the user are displayed in a grid, Click on the **User Name** hyper link.

Public Financial Management System-PFMS
(formerly CPMS)

Welcome: Vinay kajla
User Type: AGENCYADM
Agency: National Disaster Management Authority
Financial Year: 2017-2018

[NDMA1] Logout
Change Password

Manage Agency Users

Login Id: (Please provide at least 4 characters) User Type:

First Name: Last Name:

Status:

User Name	First Name	Last Name	Email	Status	User Type	Created On
bhag2	Bhagwan	Moshal	bhagwan.moshal@gmail.com	Enabled	AGENCYDO	28/11/2014

Figure 7

Step4: 'Agency Users Mapping' page will be displayed on which the details of the existing users can be changed e.g. **Change Scheme(s)**, **Change Location(s)**, **Edit user**, **Disable user** or **Reset Password**. The detailed steps are set out below:

Agency Users Mapping

Login Id: bhag2
User Type: Agency Data Operator
First Name: Bhagwan
Last Name: Moshal
Phone: 011-26701843
Mobile: 9873832358
Email: bhagwan.moshal@gmail.com
Status: Enabled
Created By: NDMA1
Created Time: 28/11/2014
Modified By: bhag2

Figure 8

a) Change Schemes

When a user is created by the Administrator, all the schemes mapped with the PIA get assigned to this user by default. Change scheme(s) option can be used for assigning specific scheme or adding a new scheme to a particular user. The detailed steps for the same are set out below:

PFMS User Manual – Role of Administrator Ver 1.1

- i. On Clicking **Change Scheme(s)** Hyperlink, the following page will appear on screen:

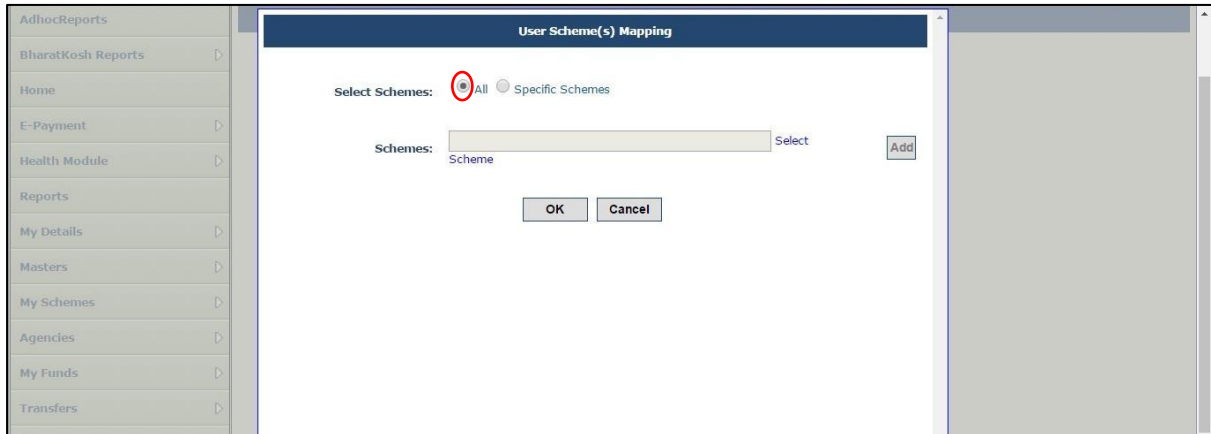


Figure 9

- ii. Click on **Specific Scheme** check box ('All' option is selected by default). Then, click on **Select Scheme** hyperlink. A pop up window will open.



Figure 10

- iii. On clicking '**Select Scheme**' hyperlink, a pop up window will be displayed. Enter **scheme name** or **code** in Scheme Name box provided and click on **Search** button to search scheme. Click on the scheme name displayed to select that scheme and click on **Add** button to assign specific scheme(s) to the user.

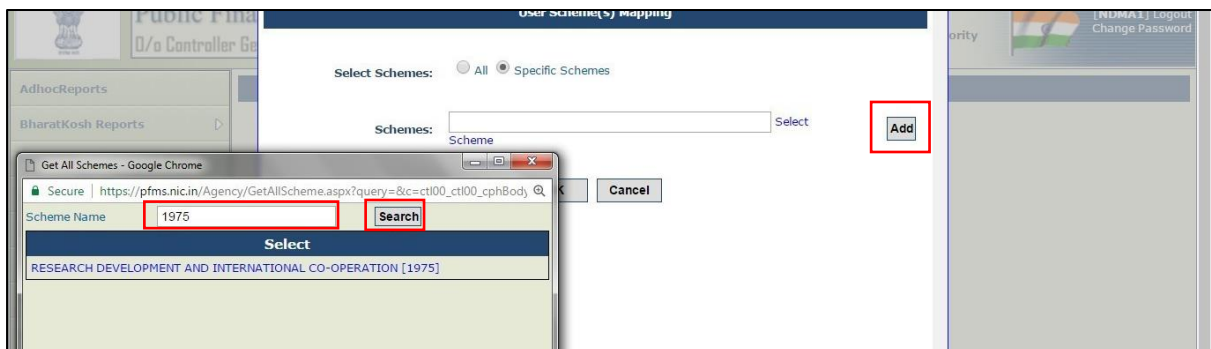


Figure 11

b) Change Location

The detailed steps for changing location of a PIA is set out below:

- i. Click on **Change Location** hyperlink.

PFMS User Manual – Role of Administrator Ver 1.1

Home | E-Payment | Health Module | Reports | My Details | Masters | My Schemes | Agencies | My Funds | Transfers | Advances | Scheme Allocation | Expenditures

Login Id: bhag2
User Type: Agency Data Operator
First Name: Bhagwan
Last Name: Moshal
Phone: 011-26701843
Mobile: 9873832358
Email: bhagwan.moshal@gmail.com
Status: Enabled
Created By: NDMA1
Created Time: 28/11/2014
Modified By: bhag2

[Change Scheme\(s\): All](#)
[Change Location\(s\): All](#)

Figure 12

c) Edit User

The detailed steps for editing the user details are set out below:

- i. Click on **Edit** button.

Home | E-Payment | Health Module | Reports | My Details | Masters | My Schemes | Agencies | My Funds | Transfers | Advances | Scheme Allocation | Expenditures

Login Id: bhag2
User Type: Agency Data Operator
First Name: Bhagwan
Last Name: Moshal
Phone: 011-26701843
Mobile: 9873832358
Email: bhagwan.moshal@gmail.com
Status: Enabled
Created By: NDMA1
Created Time: 28/11/2014
Modified By: bhag2

[Change Scheme\(s\): All](#)
[Change Location\(s\): All](#)

Figure 13

- ii. Edit the details as required on the screen set out in the figure below and click on **'Update'** button.

Public Financial Management System-PFMS
D/o Controller General of Accounts, Ministry of Finance (formerly CPMS)

Welcome: Vinay kajla
User Type: AGENCYADM
Agency: National Disaster Management Authority
Financial Year: 2017-2018

[NDMA1] Logout
Change Password

AdhocReports | BharatKosh Reports | Home | E-Payment | Health Module | Reports | My Details | Masters | My Schemes

Edit Agency User

Type of User: Agency Data Operator
First Name: Bhagwan
Last Name: Moshal
Email: bhagwan.moshal@gmail.com
Phone No: 011-26701843
Mobile No: 9873832358
Login ID: bhag2

Figure 14

d) Disabled User

The detailed steps for disabling a user is set out below:

- i. Click on '**Disable**' button.

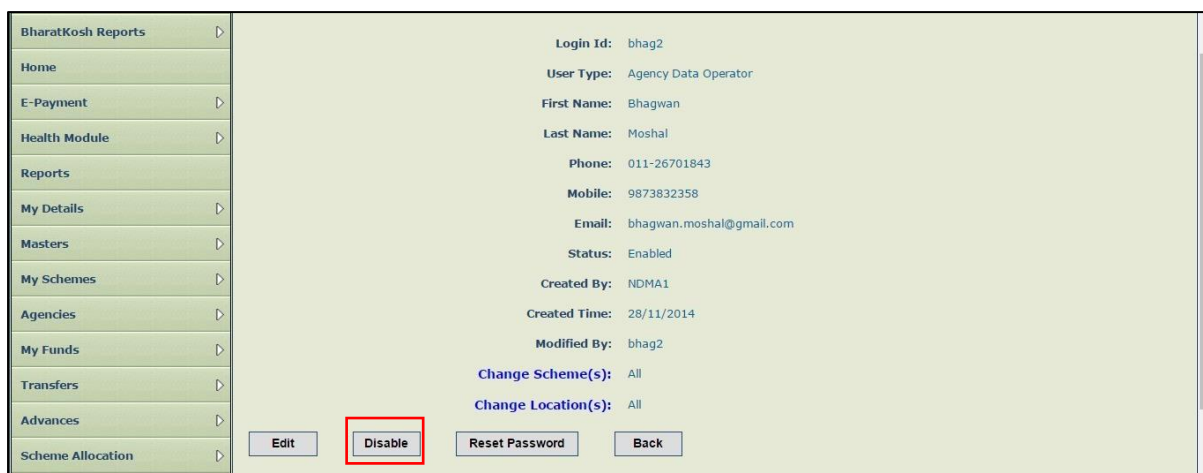


Figure 15

Note: This option should be used whenever the user ceases to function in the PIA. Also, a new user should always be created separately without using the edit option to ensure that the audit trail is maintained.

e) Reset Password

The detailed steps for resetting the password is set out below:

- i. Click on **Reset Password** button.

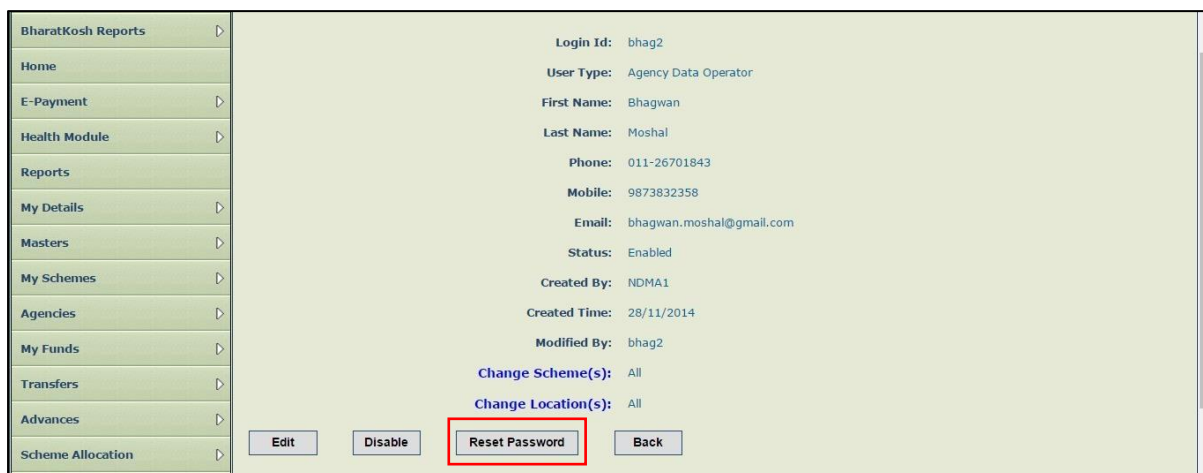


Figure 16

- ii. On clicking the **Reset Password** button an email will be sent to the registered email address and the message "**Password reset successfully and system generated password has been sent to given email ID**", will be displayed on the screen.

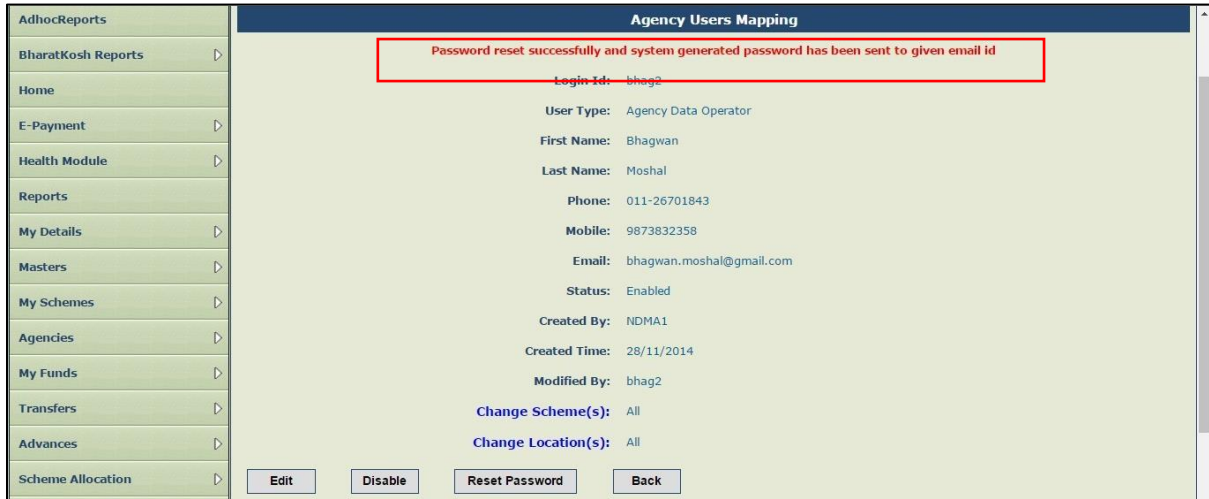


Figure 17

2.3 Editing Admin User Profile and PIA Profile

2.3.1 Editing PIA Admin User Profile

A PIA administrator can edit the admin user details. The detailed steps are set out below:

Step1: Go to **My Details > My Profile**



Figure 18

Step2: Edit the fields as required on the following screen and click on **Update** button.

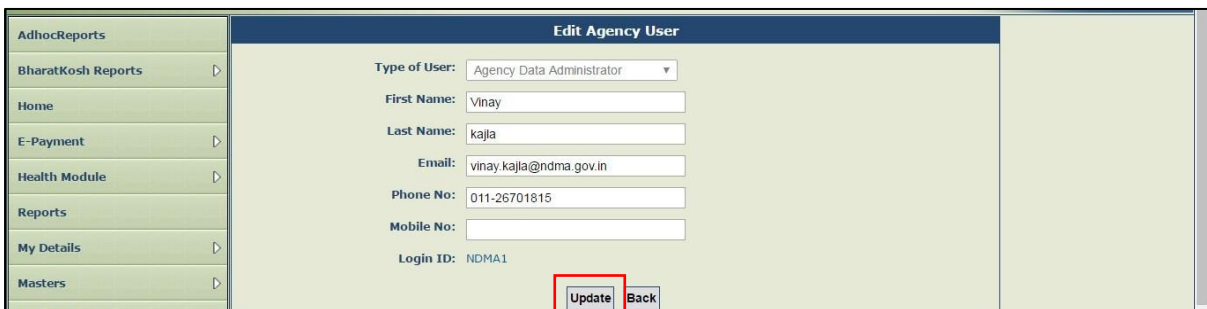


Figure 19

2.3.2 Editing PIA Profile

An agency administrator can edit the PIA profile details. The detailed steps are set out below:

Step1: Go to **My Details>Agency Profile**

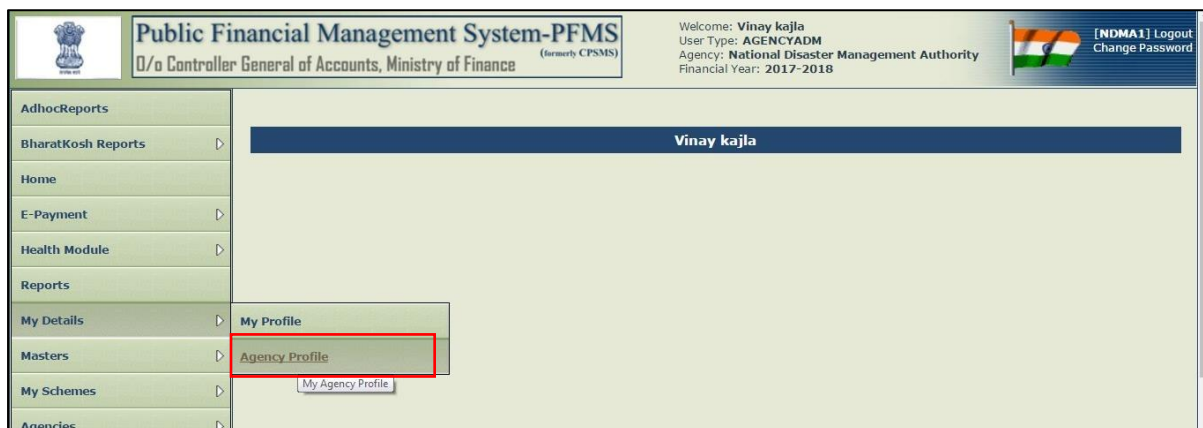


Figure 20

Step2: The PIA Details page will be displayed on the screen.



Figure 21

Step3: Click on **Edit** button in order to change/update details of enabled fields and click on **Submit** button. To edit disabled fields **except** Agency Type and Unique code, funding agency is to be contacted (**Agency Type** and **Unique code** are non-editable)

PFMS User Manual – Role of Administrator Ver 1.1

Public Financial Management System-PFMS
(formerly CPMS)

0/o Controller General of Accounts, Ministry of Finance

Welcome: Vinay kajla
User Type: AGENCYADM
Agency: National Disaster Management Authority
Financial Year: 2017-2018

[NDMA1] Logout
Change Password

Edit Agency Details

Agency Name: National Disaster Management Authority
Agency Type: Central Government

Block No / Building / Village / Name Of Premises: A-1

Road / Street / Post Office: Safdarjung Enclave

Area / Locality: Hoshiar Singh Marg

City: New Delhi
State: CENTRAL AGENCY
District: CENTRAL AGENCY
Pin Code: 110029

Contact Person: vinay kajla
Phone: 011-26701815
Alternate Phone / Mobile No:
Email: angadkajla2@hotmail.com

Unique Agency Code: NDMA
Current Status: Approved

Figure 22

2.4 Registering New Scheme

A PIA can add a new scheme with bank account details to the existing list of schemes but in order to do that, the PIA needs to first add the scheme to the user profile. The detailed steps are set out below:

Step1: Select **My Schemes** > **Register New Scheme**.

Public Financial Management System-PFMS
(formerly CPMS)

0/o Controller General of Accounts, Ministry of Finance

Welcome: Vinay kajla
User Type: AGENCYADM
Agency: National Disaster Management Authority
Financial Year: 2017-2018

[NDMA1] Logout
Change Password

Vinay kajla

AdhocReports

BharatKosh Reports

Home

E-Payment

Health Module

Reports

My Details

Masters

My Schemes

Agencies

My Funds

Transfers

Advances

Manage

Register New Scheme

Scheme All Register New Agency Scheme

Approve Acc. for Deactivation

View Scheme Component

Figure 23

Step2: Enter **Scheme code** or **Scheme name** in the box provided. Scheme name will pop up. Click on scheme name to select it.

PFMS User Manual – Role of Administrator Ver 1.1

Public Financial Management System-PFMS
(formerly CPMS)

Welcome: Vinay kajla
User Type: AGENCYADM
Agency: National Disaster Management Authority
Financial Year: 2017-2018

[NDMA1] Logout
Change Password

AdhocReports
BharatKosh Reports
Home
E-Payment
Health Module
Reports
My Details
Masters
My Schemes
Agencies
My Funds
Transfers
Advances
Scheme Allocation

Register New Scheme / Bank Account

Scheme: 1975 [Select Scheme](#)

RESEARCH DEVELOPMENT AND INTERNATIONAL CO-OPERATION [1975]

Select Funding Agency:
 I will receive funds directly from central government:
 I will receive funds directly from state government:
 I will receive funds from this agency: [Search](#)

Bank Name: [Select Bank](#)
(Enter minimum 4 characters to search Bank)

Branch Address: [Search](#) [Select Branch](#)
Branch list will show only 50 branches in List, you can search your branch by address)

Branch Name:

Account No.:

Agency Name As Per Bank:

[Agency Account Scheme Component Mapping](#)

Figure 24

Alternatively, click on **Select Scheme** hyper link. A pop up window will open. Enter the scheme code or name in the box provided and click on **search** button. Select the scheme from the grid by clicking on scheme name.

Public Financial Management System-PFMS
(formerly CPMS)

Welcome: Vinay kajla
User Type: AGENCYADM
Agency: National Disaster Management Authority
Financial Year: 2017-2018

[NDMA1] Logout
Change Password

AdhocRe
BharatK
Home
E-Payme
Health M
Reports
My Detai
Masters
My Schem
Agencies

Register New Scheme / Bank Account

[Select Scheme](#) Required.

ive funds directly from central government:
ive funds directly from state government:
ive funds from this agency: [Search](#)

um 4 characters to search Bank) [Select Bank](#)

SS [Search](#) [Select Branch](#)
Branch list will show only 50 branches in List, you can search your branch by address)

ed:

Get All Schemes - Google Chrome
Scheme Name: 1975 [Search](#)

Select

RESEARCH DEVELOPMENT AND INTERNATIONAL CO-OPERATION [1975]

Figure 25

Step3: “Select Funding Agency” from the options by clicking on the check box (By default “**I will receive funds directly from central government**” option will be selected).

PFMS User Manual – Role of Administrator Ver 1.1

Public Financial Management System-PFMS (formerly CPSMS)
O/o Controller General of Accounts, Ministry of Finance

Welcome: Vinay kajla
User Type: AGENCYADM
Agency: National Disaster Management Authority
Financial Year: 2017-2018

[NDMA1] Logout
Change Password

Register New Scheme / Bank Account

Scheme: RESEARCH DEVELOPMENT AND INTERNATIONAL CO-C Select Scheme Required.

Select Funding Agency:

- I will receive funds directly from central government:
- I will receive funds directly from state government:
- I will receive funds from this agency: Search

Bank Name: Select Bank
(Enter minimum 4 characters to search Bank)

Branch Address: Search Select Branch
Branch list will show only 50 branches in List, you can search your branch by address)

Branch Name:

Account No.:

Agency Name As Per Bank:

Agency Account Scheme Component Mapping

Figure 26

Step4: Once the option is selected, the Search button will be enabled. Click on **Search** button to select the funding PIA

Public Financial Management System-PFMS (formerly CPSMS)
O/o Controller General of Accounts, Ministry of Finance

Welcome: Vinay kajla
User Type: AGENCYADM
Agency: National Disaster Management Authority
Financial Year: 2017-2018

[NDMA1] Logout
Change Password

Register New Scheme / Bank Account

Scheme: RESEARCH DEVELOPMENT AND INTERNATIONAL CO-C Select Scheme

Select Funding Agency:

- I will receive funds directly from central government:
- I will receive funds directly from state government:
- I will receive funds from this agency: Search

Bank Name: Select Bank
(Enter minimum 4 characters to search Bank)

Branch Address: Search Select Branch
Branch list will show only 50 branches in List, you can search your branch by address)

Branch Name:

Account No.:

Agency Name As Per Bank:

Agency Account Scheme Component Mapping

Figure 27

Step5: A pop-up window will open showing a list of funding PIA, that can be searched by **Agency Name, Agency Unique code, State and District**.

PFMS User Manual – Role of Administrator Ver 1.1

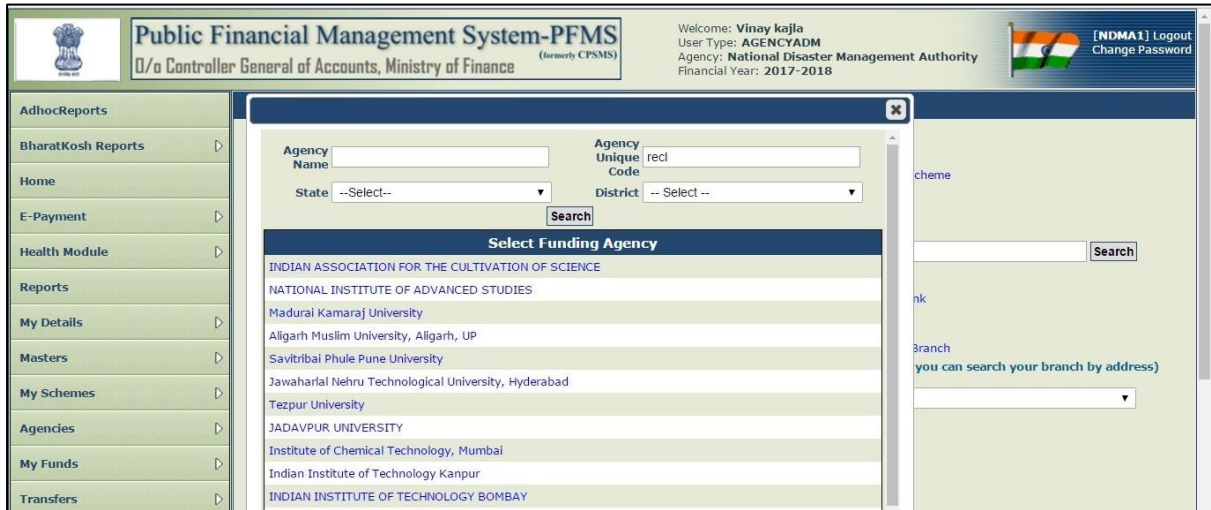


Figure 28

Step6: Click on PIA name to select the funding PIA that gets displayed on the screen.

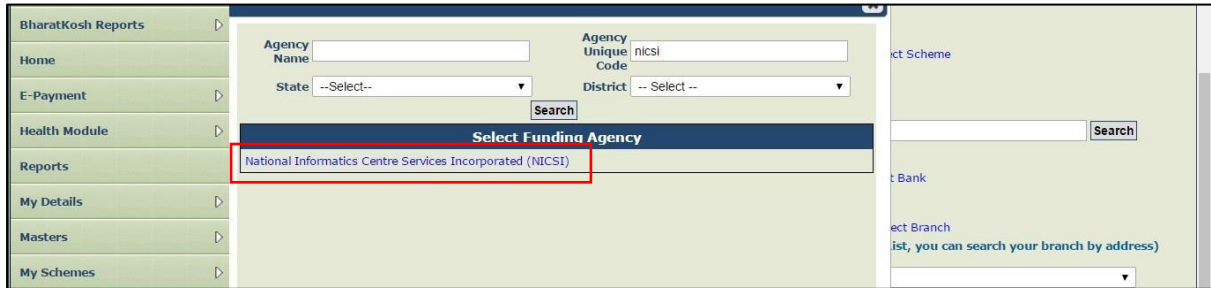


Figure 29

Step7: Enter **first four** letters of bank name in the box provided (All banks starting with similar name will be populated). Select the appropriate bank from the list.

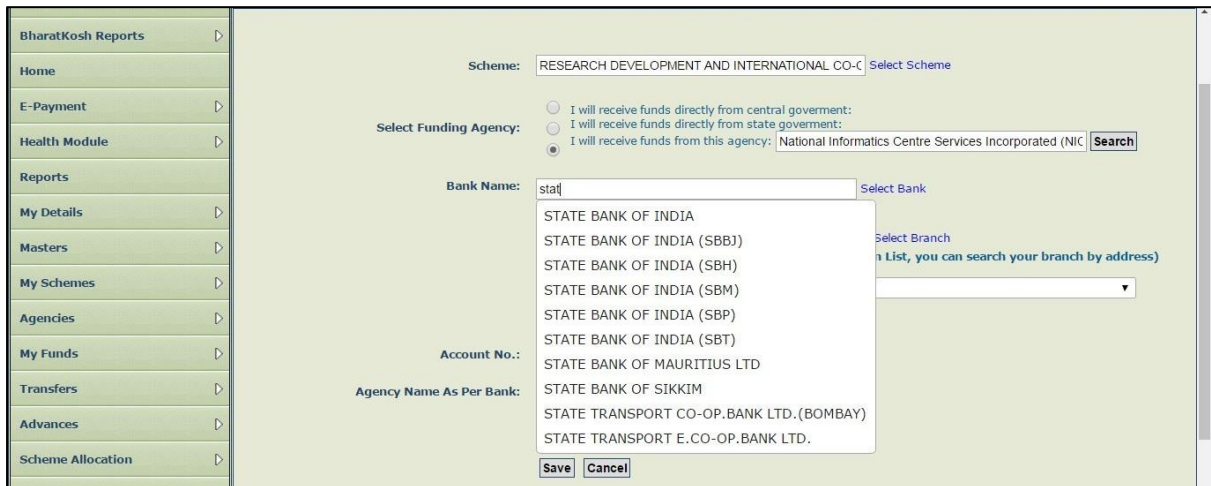


Figure 30

Step8: Alternatively, click on **Select Bank** hyperlink. A pop up window showing all banks will appear on screen. Type bank name in the box provided and click on **Search** button. Click on **Bank Name** to select the bank.

PFMS User Manual – Role of Administrator Ver 1.1

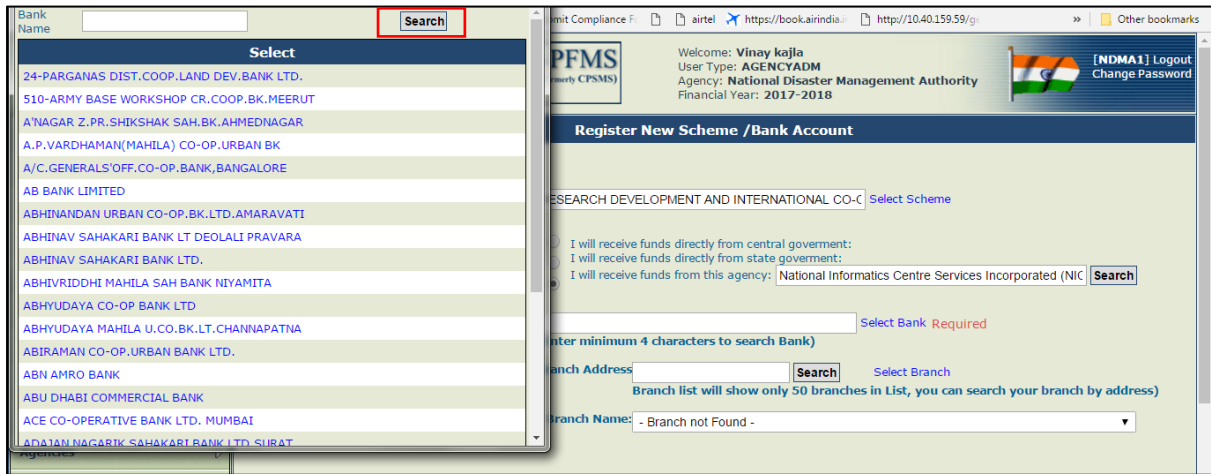


Figure 31

Step9: Enter Branch name in the **Branch Address** box and click on **Search** button. Branches with similar name will populated in the Branch Name dropdown. Select the appropriate branch from the list.

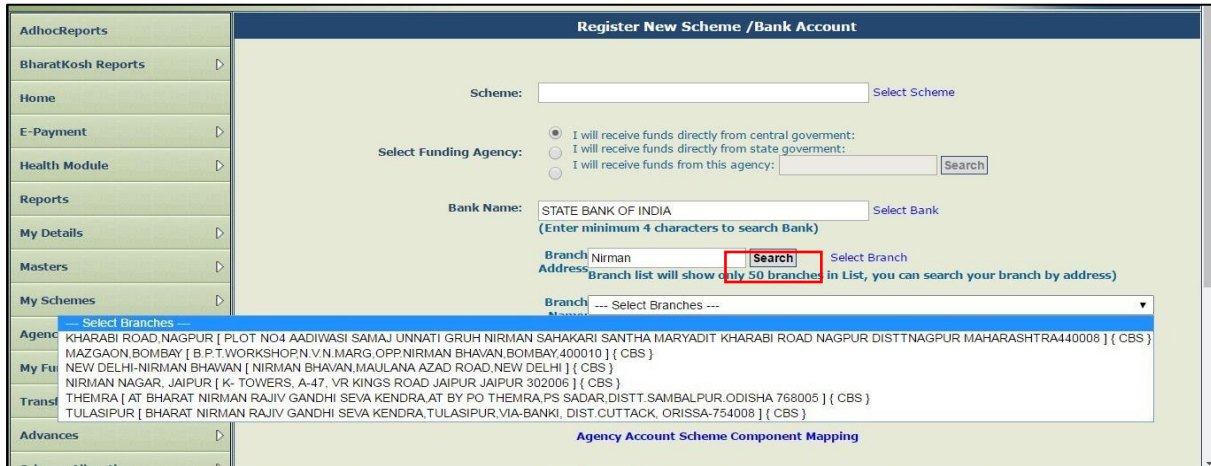
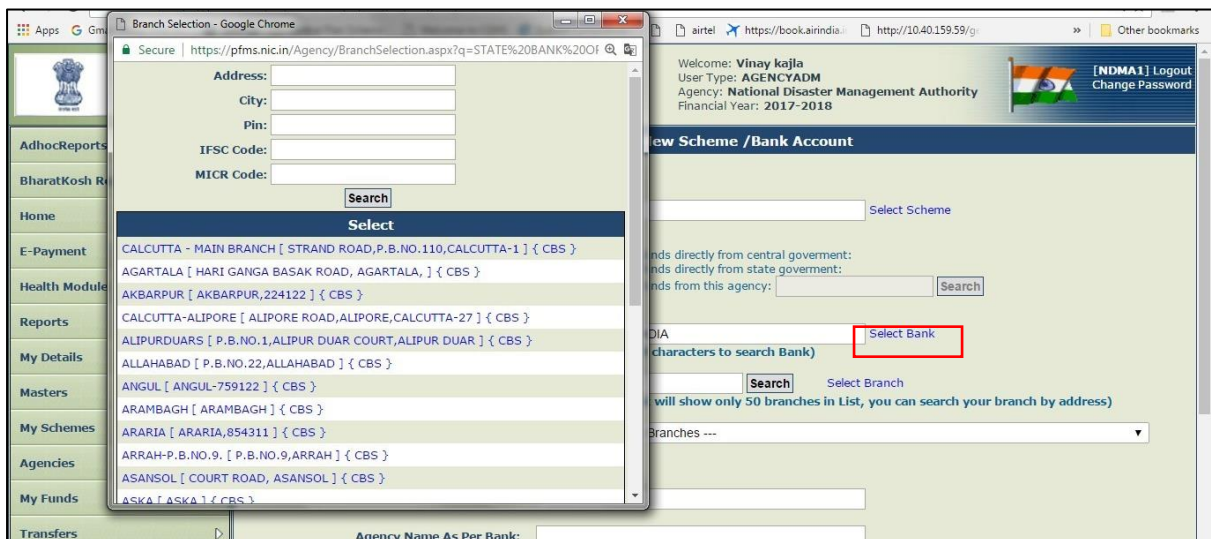


Figure 32

Alternatively, click on the **Select Branch** Hyperlink. A pop up window showing all branches of the bank selected. Select the branch by Address, City, Pin No., IFSC or MICR and click on **Search** button.



PFMS User Manual – Role of Administrator Ver 1.1

Figure 33

Step10: Once the branch is selected, **Account Rule** column will display the bank accounting rule of the selected bank (highlighted in red). Read the rule carefully and enter the **Account No.** as per the account rule in the box provided.

The screenshot shows the 'Register New Scheme / Bank Account' form. The 'Account No.' field contains '11000230211'. The 'Agency Name As Per Bank' field is empty. A red box highlights the 'Account Rule' text, which states: 'Account A/c number should between 11 to 17 digit numeric value only and for 11 digit account 1st left Rule value is 1/2/3/5/6/7. In case of 12-17 digit account starting 6 digit(s) should be padding with 0 and 7th digit value is 1/2/3/5/6/7'.

Figure 34

Step11: Enter 'Agency Name as per Bank' as given in the pass book in the box appearing on the screen. Then, click on **Agency Account Scheme Component Mapping** hyperlink to map the components with the newly registered account.

The screenshot shows the 'Register New Scheme / Bank Account' form. The 'Scheme' field is 'NATIONAL HEALTH MISSION [9156]'. The 'Select Funding Agency' field is 'All India Institute of Medical Sciences'. The 'Bank Name' field is 'STATE BANK OF INDIA'. The 'Branch Name' field is 'NEW DELHI-NIRMAN BHAWAN [NIRMAN BHAVAN, MAULANA AZAD ROAD, NEW DELHI] [CBS]'. The 'Address' field is 'NEW DELHI-NIRMAN BHAWAN [NIRMAN BHAVAN, MAULANA AZAD ROAD, NEW DELHI] [CBS]'. The 'Account No.' field is '11000230211'. The 'Agency Name As Per Bank' field is 'Mizoram State Health Society', which is highlighted with a red box.

Figure 35

Step12: A pop up window displaying all the components of the scheme selected will open. Select all or desired components from the list by clicking on **Bulk check box** or individual check boxes respectively to map components and click on **Save** button in the pop up window.

PFMS User Manual – Role of Administrator Ver 1.1

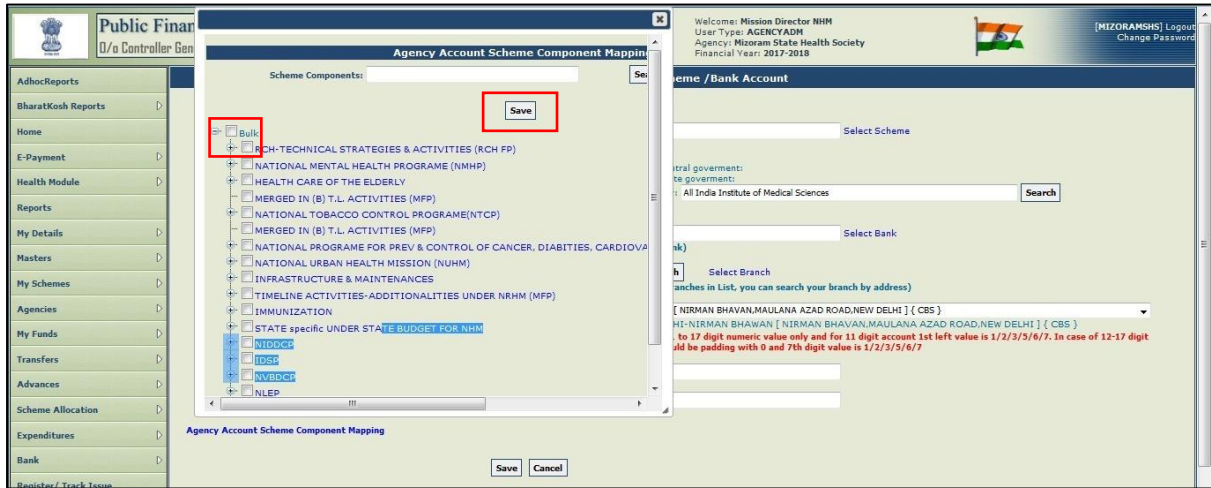


Figure 36

Step13: Click on ‘Save’ button to submit the details. Once the funding PIA approves the registration, the scheme will be mapped to PIA.



Figure 37

2.5 Manage Other PIAs

Manage Other Agency option is used for editing, adding a new account or adding a new scheme to a child PIA created by the PIA performing this function. The parent PIA can edit most of the fields of its child PIA **except** the **Type of Agency** and the **Unique Code**.

Step1: Go to **Agencies>Manage Other Agencies**.

PFMS User Manual – Role of Administrator Ver 1.1

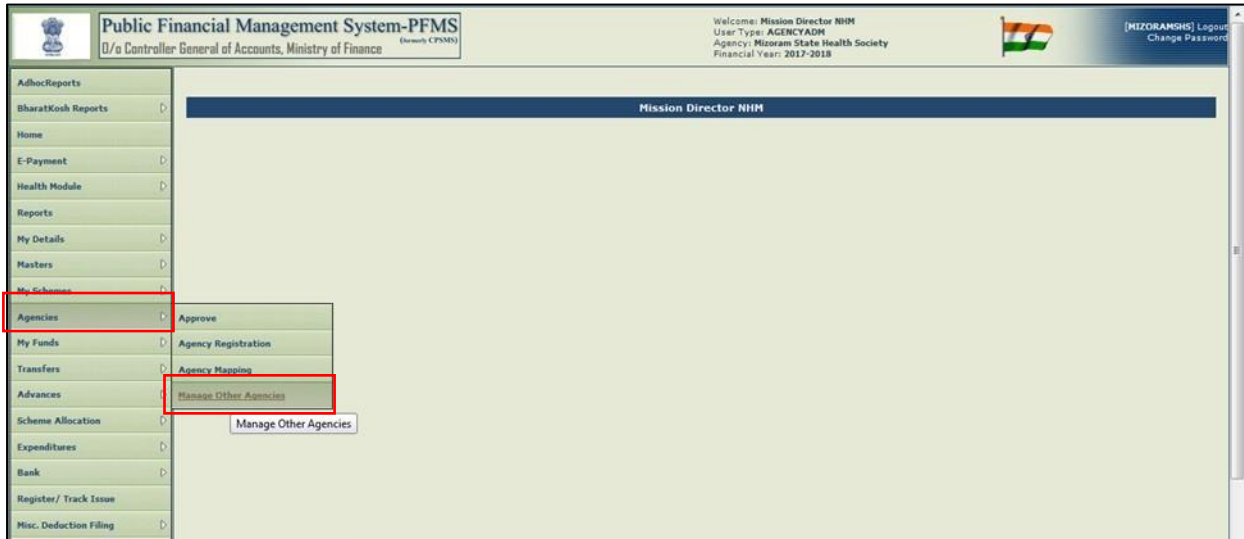


Figure 38

Step2: Child PIA created by the parent PIA will be displayed in a grid on the **Manage Agency** page. Alternatively, the PIA to be edited can also be selected by entering search criteria(s). Click on the **Agency Name** hyperlink to open the PIA to be edited.

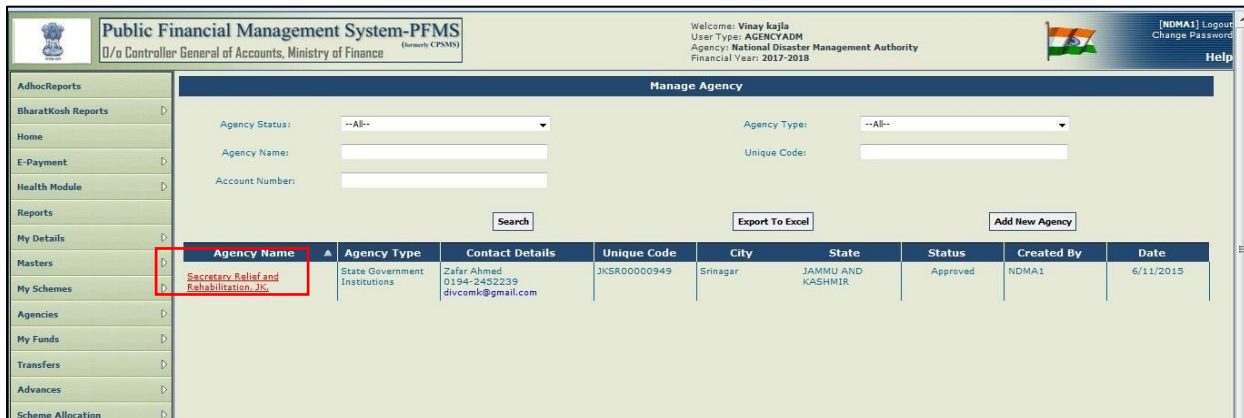
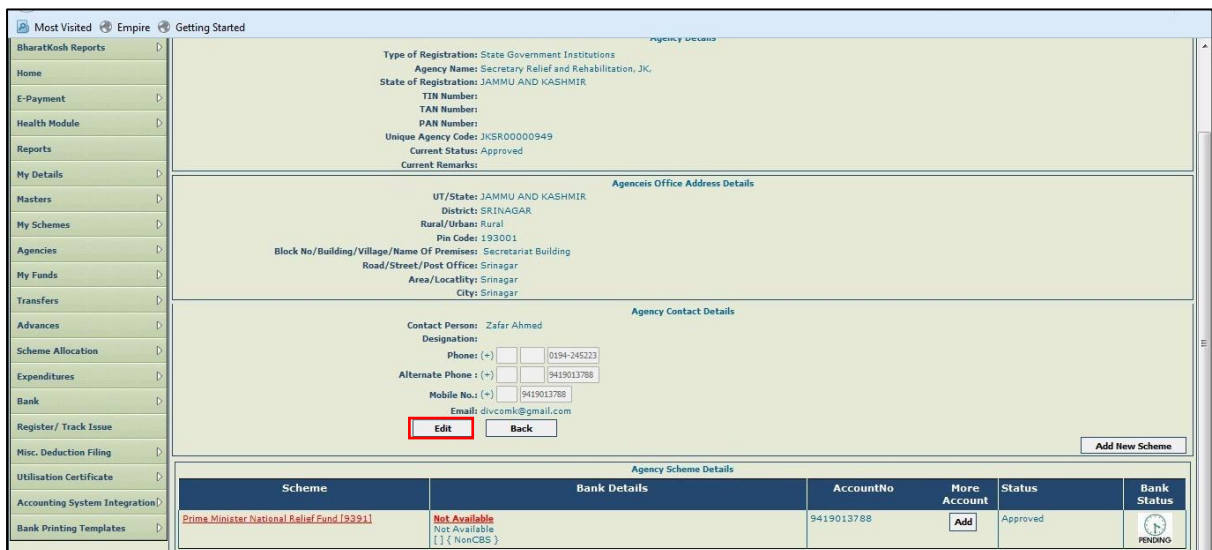


Figure 39

Step3: Click on **Edit** button for editing PIA details.



PFMS User Manual – Role of Administrator Ver 1.1

Figure 40

Step4: Update the required fields and click on **Update** button.

The screenshot shows the 'Edit Agency' form in the PFMS system. The form is titled 'Edit Agency' and is part of the 'Public Financial Management System-PFMS'. It contains the following sections:

- Agency Details:** Includes fields for Type of Registration (State Government Institutions), Agency Name (Secretary Relief and Rehabilitation, XI), State of Registration (JHARKHAND), TIN Number, TAN Number, PAN Number, and Agency Unique Code (JHR00002948).
- Agency Office Address Details:** Includes fields for UT/State (JHARKHAND), District (SIBSAGUR), Rural/Urban (Rural), Block, Panchayat, Village, Pin Code (833001), Block No./Building/Village/Name Of Premises, Road/Street/Post Office, Area/Locality, and City.
- Agency Contact Details:** Includes fields for Contact Person (Jatin Kumar), Designation, Phone No. (0394-2432329), Alternate Phone No. (948013788), Mobile number (9419013788), and Email (jkrone@gmail.com).

At the bottom of the form, there are three buttons: 'Update', 'Add New Scheme', and 'Back'. The 'Update' button is highlighted with a red box.

Figure 41

2.6 Add New Scheme to child PIA

Parent PIA can add a New Scheme with bank account details to the child PIA. The detailed steps are set out below:

Step1: Select **Agencies>Manage Agencies**

Step2: Click on **Add New Scheme** button to open **Agency Scheme Details** page.

The screenshot shows the 'Agency Scheme Details' page. It contains the following sections:

- Current Remarks:** A text area for notes.
- Agency Office Address Details:** Includes fields for UT/State (MIZORAM), District (AIZAWL), Rural/Urban (Urban), Tehsil, Town, Ward, Pin Code (796001), Block No./Building/Village/Name Of Premises (Office of the Med. Supdt., Civil Hospital, Aizawl), Road/Street/Post Office (PO Aizawl), Area/Locality (Dawrpui), and City (Aizawl).
- Agency Contact Details:** Includes fields for Contact Person (Dr. Lalzepui), Designation, Phone (+) (0389-23528), Alternate Phone (+) (948514033), Mobile No. (+) (948514033), and Email (nrhmaizeast@gmail.com). There are 'Edit' and 'Back' buttons.
- Agency Scheme Details:** A table with columns: Scheme, Bank Details, AccountNo, More Account, Status, and Bank Status. The table contains one entry: NATIONAL HEALTH MISSION [91561], MIZORAM RURAL BANK AIZAWL BRANCH, 25002060745, Add, Approved, and a green checkmark.

At the bottom right of the page, there is a red box containing the 'Add New Scheme' button.

Figure 42

Step3: Select **Scheme** from the Scheme drop down list to be added.

Step4: Select the **Institution Type** from the drop down list.

Step5: Select **Implementation Level** from the drop down list.

PFMS User Manual – Role of Administrator Ver 1.1

Figure 43

Step6: Under **Funding Institution / Agencies from where Agency received funds**, select **Implementation Level** from the drop down list. Agencies registered at selected level for the scheme will be displayed in the drop down list on the right side.

Step7: Select **Funding Agency** from the drop down list on the right side.

Step8: Click **Add Funding Agency** button to add funding PIA. Multiple funding PIAs can be added if the PIA is receiving funds from more than one PIA. Funding PIAs added will be displayed in the grid at the bottom of the screen.

Figure 44

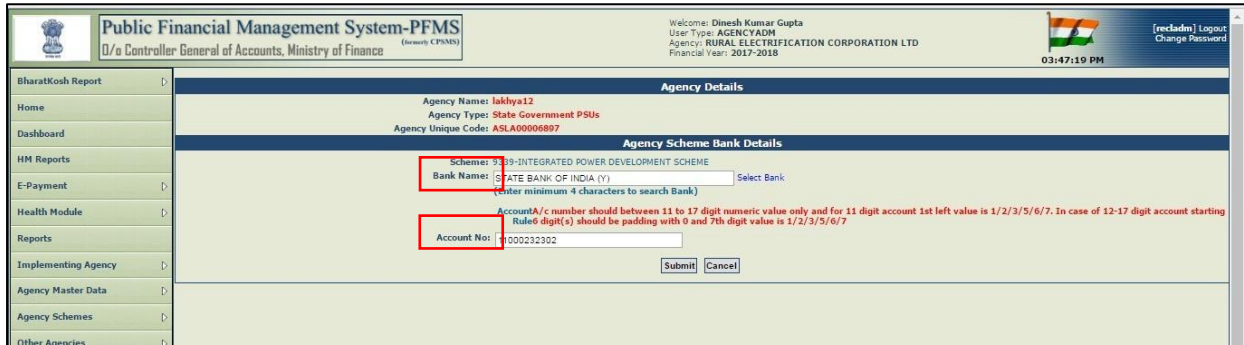
Step9: Click on **Save & Continue** button to add Bank details.

Funding Agency Name	Funding Agency Level	Action
POWER FINANCE CORPORATION LIMITED - PFC	Central Agency	X

Figure 45

PFMS User Manual – Role of Administrator Ver 1.1

Step10: Enter/Select **Bank Name** and **Account No.** and click on **Submit** button to submit the PIA Scheme Bank details for Funding PIA approval.



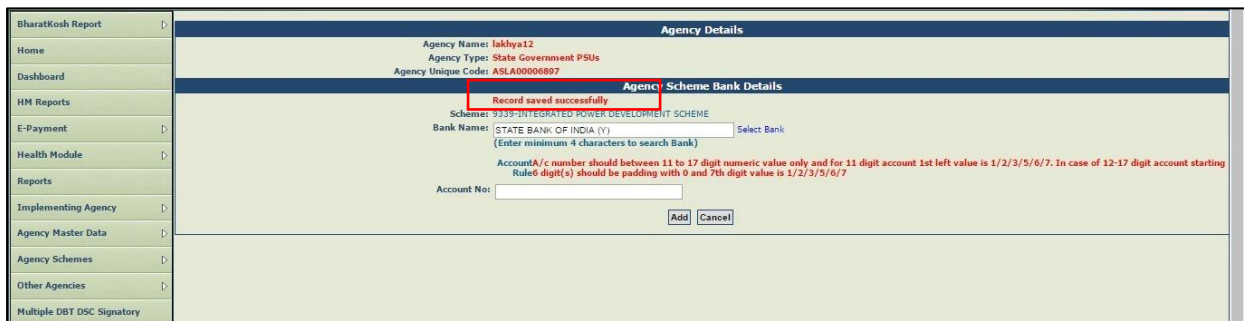
Public Financial Management System-PFMS
[Logo] | Welcome: Dinesh Kumar Gupta
User Type: AGENCYADM
Agency: RURAL ELECTRIFICATION CORPORATION LTD
Financial Year: 2017-2018
[reclaim] Logout
Change Password
03:47:19 PM

Agency Details
Agency Name: lakhya12
Agency Type: State Government PSUs
Agency Unique Code: ASLA0006897

Agency Scheme Bank Details
Scheme: 9339-INTEGRATED POWER DEVELOPMENT SCHEME
Bank Name: STATE BANK OF INDIA (Y) Select Bank
(Enter minimum 4 characters to search Bank)
Account/ c number should between 11 to 17 digit numeric value only and for 11 digit account 1st left value is 1/2/3/5/6/7. In case of 12-17 digit account starting Rule6 digit(s) should be padding with 0 and 7th digit value is 1/2/3/5/6/7
Account No: 000232302
Submit Cancel

Figure 46

Step11: After successful submission, the message “**Record Saved Successfully**” will be displayed. The new scheme added will be visible to the child PIA only after it is approved by the funding agency.



Public Financial Management System-PFMS
[Logo] | Welcome: Dinesh Kumar Gupta
User Type: AGENCYADM
Agency: RURAL ELECTRIFICATION CORPORATION LTD
Financial Year: 2017-2018
[reclaim] Logout
Change Password
03:47:19 PM

Agency Details
Agency Name: lakhya12
Agency Type: State Government PSUs
Agency Unique Code: ASLA0006897

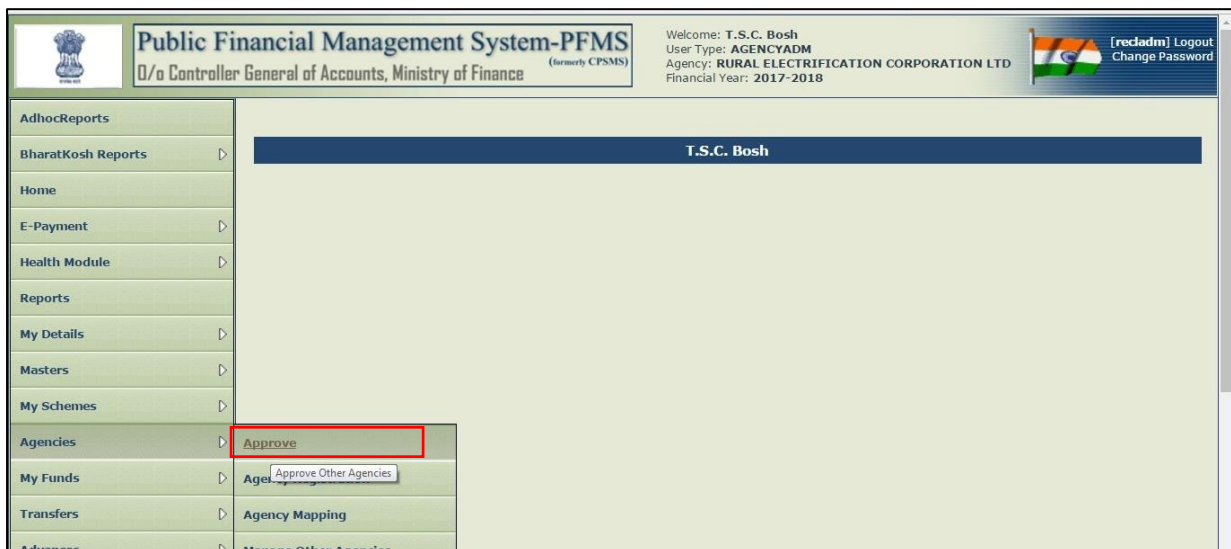
Agency Scheme Bank Details
Record saved successfully
Scheme: 9339-INTEGRATED POWER DEVELOPMENT SCHEME
Bank Name: STATE BANK OF INDIA (Y) Select Bank
(Enter minimum 4 characters to search Bank)
Account/ c number should between 11 to 17 digit numeric value only and for 11 digit account 1st left value is 1/2/3/5/6/7. In case of 12-17 digit account starting Rule6 digit(s) should be padding with 0 and 7th digit value is 1/2/3/5/6/7
Account No: 000232302
Add Cancel

Figure 47

Approval

The Scheme/Bank Account so added will have to be approved by the funding PIA before it can be used by the child PIA.

Step1: Go to **Agencies > Approve**. All PIAs pending for approval will be shown in the grid.



Public Financial Management System-PFMS
[Logo] | Welcome: T.S.C. Bosh
User Type: AGENCYADM
Agency: RURAL ELECTRIFICATION CORPORATION LTD
Financial Year: 2017-2018
[reclaim] Logout
Change Password

T.S.C. Bosh

Agencies Approve
My Funds Approve Other Agencies
Transfers Agency Mapping
Advances Manage Other Agencies

Figure 48

Step2: Particular PIA can also be selected by any of the search criteria like **Agency Name** or **Unique Code** of the PIA. Click on **Agency Name** hyperlink to open the PIA detail page for approval.

The screenshot displays the 'Agency Registration Approval' interface. At the top, it shows the PFMS logo and user information: 'Welcome: T.S.C. Bosh, User Type: AGENCYADM, Agency: RURAL ELECTRIFICATION CORPORATION LTD, Financial Year: 2017-2018'. The left sidebar contains navigation options like AdhocReports, BharatKosh Reports, Home, E-Payment, Health Module, Reports, My Details, Masters, My Schemes, Agencies, My Funds, and Transfers. The main content area features a search form with the following fields and values:

- Agency Status: Pending Agency Approval
- Agency Type: --All--
- Agency Name: (empty)
- Unique Code: (empty)

Buttons for 'Search', 'Export To Excel', and 'Cancel' are located below the search fields. Below the search form is a table with the following data:

Agency Name	Agency Type	Contact Detail	Unique Code	Created By	Created Date	Agency Status
Madhya Pradesh Paschim Kshetra Vidyut Vitaran Company Limited - MPPaKVCL	State Government PSUs	Mr. Sanjay Vatsa sanjayvatsa2007@rediffmail.com 0731-2426110	MPPaKVCL	recladm	11/04/2011	Approved
Power Development Department, J&K	State Government PSUs	Director Planning PDD pdd-jk@nic.in 0191-2520830	JKSR00000976	PFC	06/05/2016	Approved

Figure 49

Step3: Click on the **Scheme** check box to select the scheme/s to be approved and then click on **Approve** button to approve the selected scheme/s.

PFMS User Manual – Role of Administrator Ver 1.1

New Agency Registration - Approval

Agency Name: Madhya Pradesh Paschim Kshetra Vidyut Vitaran Company Limited - MPPaKVVCL

Agency Type: State Government PSUs

Act/Registration No.: U40109MP20025GC015121

Registering Authority: RoC- Gwalior

TIN No: 23380203311

TAN No: AADCH7397N

Block No/Building/Village/Name Of Premises: GRH Compound

Road/Street/Post Office: Polo Ground

Area/LocalBty: Indore

City: Indore

State: MADHYA PRADESH

District: INDORE

Pin Code: 452003

Contact Person: Mr. Sanjay Vatsa

Phone: 0731-2426110

Alternate Phone/Mobile No.:

Email: sanjayvatsa2007@rediffmail.com

Unique Agency Code: MPPaKVVCL

Current Status: Approved

Previous Remarks:

Remarks:

Scheme	Bank Detail	Account No.	Agency Name as per Bank	Current Status	Bank Status	
<input type="checkbox"/>	SUBSIDY FOR REC RGGVY POWER	CENTRAL BANK OF INDIA SCHEME 54 VIDYANAGAR INDORE	3177577031	MPPKVVCL RGGVY BARWANI 5579	Pending Agency Approval	✓
<input type="checkbox"/>	SUBSIDY FOR REC RGGVY POWER	CENTRAL BANK OF INDIA SCHEME 54 VIDYANAGAR INDORE	3177714933	MPPKVVCL RGGVY BURHANPUR 5580	Pending Agency Approval	✓
<input type="checkbox"/>	SUBSIDY FOR REC RGGVY POWER	CENTRAL BANK OF INDIA SCHEME 54 VIDYANAGAR INDORE	3177716099	MPPKVVCL RGGVY DEWAS 5581	Pending Agency Approval	✓
<input type="checkbox"/>	SUBSIDY FOR REC RGGVY POWER	CENTRAL BANK OF INDIA SCHEME 54 VIDYANAGAR INDORE	3177716522	MPPKVVCL RGGVY KHANDWA 5582	Pending Agency Approval	✓
<input type="checkbox"/>	SUBSIDY FOR REC RGGVY POWER	CENTRAL BANK OF INDIA SCHEME 54 VIDYANAGAR INDORE	3177716907	MPPKVVCL RGGVY KHARGONE 5583	Pending Agency Approval	✓
<input type="checkbox"/>	SUBSIDY FOR REC RGGVY POWER	CENTRAL BANK OF INDIA SCHEME 54 VIDYANAGAR INDORE	3177717140	MPPKVVCL RGGVY MANDSAUR 5584	Pending Agency Approval	✓
<input type="checkbox"/>	SUBSIDY FOR REC RGGVY POWER	CENTRAL BANK OF INDIA SCHEME 54 VIDYANAGAR INDORE	3177717446	MPPKVVCL RGGVY NEEMUCH 5585	Pending Agency Approval	✓
<input type="checkbox"/>	SUBSIDY FOR REC RGGVY POWER	CENTRAL BANK OF INDIA SCHEME 54 VIDYANAGAR INDORE	3177717809	MPPKVVCL RGGVY SHAJAPUR 5586	Pending Agency Approval	✓
<input type="checkbox"/>	SUBSIDY FOR REC RGGVY POWER	CENTRAL BANK OF INDIA 2ND FLOOR, M.T.H COMPOUND.	1374263570	M.P. PASHCHIM KSHETRA VIDYUT VITRAN CO.L	Approved	✓
<input type="checkbox"/>	SUBSIDY FOR REC RGGVY POWER	CENTRAL BANK OF INDIA SCHEME 54 VIDYANAGAR INDORE	3411168161	MPPKVVCL RGGVY 12th PLAN PROGRAMME A C	Approved	✓
<input type="checkbox"/>	SUBSIDY FOR REC RGGVY POWER	CENTRAL BANK OF INDIA SCHEME 54 VIDYANAGAR INDORE	3411169471	MPPKVVCL RGGVY 12th PLAN AGENCY CHARGES A C	Approved	✓
<input type="checkbox"/>	DEEN DAYAL UPADHYAYA GRAM JYOTI YOJANA (DDUGJY)	CENTRAL BANK OF INDIA SCHEME 54 VIDYANAGAR INDORE	3475821072	M P P K V V CO LTD	Approved	✓
<input type="checkbox"/>	DEEN DAYAL UPADHYAYA GRAM JYOTI YOJANA (DDUGJY)	CENTRAL BANK OF INDIA 2ND FLOOR, M.T.H COMPOUND.	1374263570	M.P. PASHCHIM KSHETRA VIDYUT VITRAN CO.L	Approved	✓
<input type="checkbox"/>	DEEN DAYAL UPADHYAYA GRAM JYOTI YOJANA (DDUGJY)	CENTRAL BANK OF INDIA SCHEME 54 VIDYANAGAR INDORE	3411168161	MPPKVVCL RGGVY 12th PLAN PROGRAMME A C	Approved	✓
<input type="checkbox"/>	DEEN DAYAL UPADHYAYA GRAM JYOTI YOJANA (DDUGJY)	STATE BANK OF INDIA INDUSTRIAL ESTATE,INDORE	30373820378	MPPKV CL- SPECIAL PAYMENT A/C	Approved	✓
<input type="checkbox"/>	DEEN DAYAL UPADHYAYA GRAM JYOTI YOJANA (DDUGJY)	CENTRAL BANK OF INDIA SCHEME 54 VIDYANAGAR INDORE	3411169471	MPPKVVCL RGGVY 12th PLAN AGENCY CHARGES A C	Approved	✓

Figure 50

Step4: The message **“Agency approved successfully and login details for this agency has been approved”** will be displayed on screen upon successful approval of PIA.

Public Financial Management System-PFMS
(formerly CPSMS)
D/o Controller General of Accounts, Ministry of Finance

Welcome: Dinesh Kumar Gupta
User Type: AGENCYADM
Agency: RURAL ELECTRIFICATION CORPORATION LTD
Financial Year: 2017-2018

05:12:17 PM Help

Agency approved successfully and login details for this agency has been approved

Figure 51

2.7 Adding more Bank Account(s)

Funding PIA can add more bank accounts for an already existing scheme of its child PIA.

Step1: Go to **Agencies>Manage Other Agencies**. Click on the **Agency Name** hyperlink for adding a new bank account for an existing scheme.

Agency Name	Agency Type	Contact Details	Unique Code	City	State	Status	Created By	Date
Chamundeshwari Electricity Supply Corporation Limited	State Government PSUs	P.R.Kusha, GM(I), A.Shivanna FA 0821-2417104,06 cesgmt@gmail.com	CESCMYSORE	Mysore	KARNATAKA	Approved	recladm	17/04/2011
Shri N. Sarat Singh, Chief Engineer (Power)		085-2450050 smandel@gmail.com	DOPMANIPUR	Imphal	MANIPUR	Approved	recladm	17/04/2011
K. Khose Sale		036005291 kpower1@gmail.com	DOPNAGALAND	Kohima	NAGALAND	Approved	recladm	17/04/2011
Shnu Prasad Deva Goswami		0361-2735684 cgme.aseb@gmail.com	APDCL	Kamrup	ASSAM	Approved	recladm	16/04/2011
Shri Deepak Mittal, Chief Engineer (MM)	State Government PSUs	0562-2603736 semndvnl@gmail.com	DVVNL-AGRA	Agra	UTTAR PRADESH	Approved	recladm	16/04/2011

Figure 52

Step2: Click on **Add** button in More Account Column against the scheme for which the account is to be added.

Scheme	Bank Details	AccountNo	More Account	Status	Bank Status
DEEN DAYAL UPADHYAYA GRAM JYOTI YOJANA (DDUGJY) [9338]	STATE BANK OF INDIA [] { CBS }	11110000124	Add	Pending Agency Approval	PENDING
DEEN DAYAL UPADHYAYA GRAM JYOTI YOJANA (DDUGJY) [9338]	STATE BANK OF INDIA [] { CBS }	34567890543	Add	Pending Agency Approval	PENDING
DEEN DAYAL UPADHYAYA GRAM JYOTI YOJANA (DDUGJY) [9338]	STATE BANK OF INDIA [] { CBS }	34232136982	Add	Pending Agency Approval	PENDING
DEEN DAYAL UPADHYAYA GRAM JYOTI YOJANA (DDUGJY) [9338]	STATE BANK OF INDIA [] { CBS }	32747759381	Add	Pending Agency Approval	PENDING
INTEGRATED POWER DEVELOPMENT SCHEME [9339]	STATE BANK OF INDIA [] { CBS }	11000232302	Add	Pending Agency Approval	PENDING

Figure 53

- Enter/Select **Bank name** in the Bank Name box.
- Enter the Bank Account Number in the **Account No.** box as per the accounting rule.
- Map Component with Bank Account by clicking **Add/Edit Component** hyperlink.
- Click **Add** button to submit for approval of the Funding PIA.

PFMS User Manual – Role of Administrator Ver 1.1

Public Financial Management System-PFMS
(formerly CPSMS)
Q/o Controller General of Accounts, Ministry of Finance

Welcome: Dinesh Kumar Gupta
User Type: AGENCYADM
Agency: RURAL ELECTRIFICATION CORPORATION LTD
Financial Year: 2017-2018

04:43:46 PM

Agency Name: **lakhya12**
Agency Type: **State Government PSUs**
Agency Unique Code: **ASLA00006897**

Agency Scheme Bank Details

Scheme: DEEN DAYAL UPADHYAYA GRAM JYOTI YOJANA (DDUGJY) [9338]
Bank Name: CANARA BANK (Y) Select Bank
(Enter minimum 4 characters to search Bank)
Account Rule Only 13 digit numeric value Canara Bank Account Exa. (0001010001213)
Account No: 0000123456001

Add Cancel

Scheme	Bank Details	AccountNo	Status	Add / Edit Component	View Component
DEEN DAYAL UPADHYAYA GRAM JYOTI YOJANA (DDUGJY) [9338]	STATE BANK OF INDIA [] { CBS }	34567890543	Pending Agency Approval	Add / Edit Component	View Component

Figure 54

Step3: The message “**Record saved successfully**” will be displayed on the screen. The new bank account has to be approved by the funding PIA (Refer Section 2.6)

Public Financial Management System-PFMS
(formerly CPSMS)
Q/o Controller General of Accounts, Ministry of Finance

Welcome: Dinesh Kumar Gupta
User Type: AGENCYADM
Agency: RURAL ELECTRIFICATION CORPORATION LTD
Financial Year: 2017-2018

04:43:38 PM

Agency Name: **lakhya12**
Agency Type: **State Government PSUs**
Agency Unique Code: **ASLA00006897**

Agency Scheme Bank Details

Record saved successfully

Scheme: DEEN DAYAL UPADHYAYA GRAM JYOTI YOJANA (DDUGJY) [9338]
Bank Name: CANARA BANK (Y) Select Bank
(Enter minimum 4 characters to search Bank)
Account Rule Only 13 digit numeric value Canara Bank Account Exa. (0001010001213)
Account No: 0000123456001

Add Cancel

Scheme	Bank Details	AccountNo	Status	Add / Edit Component	View Component
DEEN DAYAL UPADHYAYA GRAM JYOTI YOJANA (DDUGJY) [9338]	STATE BANK OF INDIA [] { CBS }	34567890543	Pending Agency Approval	Add / Edit Component	View Component

Figure 55

2.8 De-Activation of Scheme/Bank Account

The PIA Administrator can de-activate a Scheme or Bank Account mapped with the PIA. The detailed steps are set out below:

Step1: Go to **My Schemes>Deactivate Scheme/Bank Acc.**

PFMS User Manual – Role of Administrator Ver 1.1

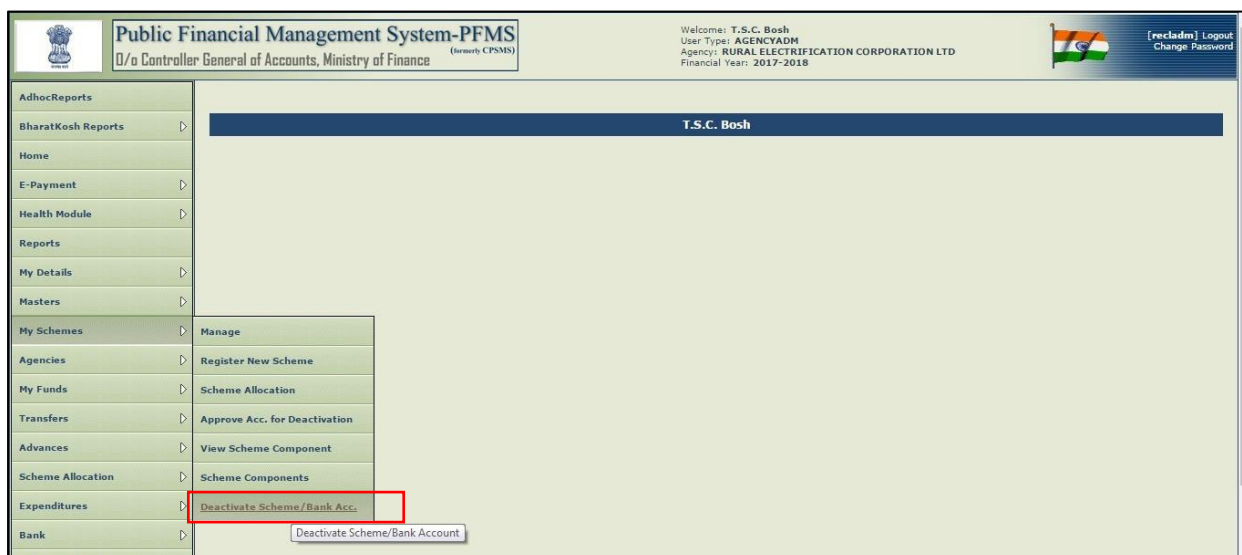


Figure 56

Step2: The scheme can be searched by any of the search criteria(s) such as **Scheme, Account Number, Status, Agency Unique Code and Agency Name** on the page displayed. (In case the scheme is searched by status, the options available in the drop down will be – All, Pending PD Approval, Approved, Pending at approver, De activated Account).



Figure 57

Step3: In case the scheme is searched by “**status**”, ‘**All**’ will be the default option and will display all the Schemes/Bank accounts (Agency wise) which are pending at approver’s end for approval for de-activation and all active schemes/bank accounts which can be selected for deactivation.

It will include all the records with the status approved, pending as well as deactivated.

PFMS User Manual – Role of Administrator Ver 1.1

The screenshot shows the PFMS interface with a search filter set to 'All'. The table below displays the results of the search:

Select	Scheme Name	Agency Name In Bank	Account Number	Unique Agency Code	Bank Detail	Balance	Account Status for PPA	Status	Requester Remarks	Approver Remarks
<input type="checkbox"/>	9338-DEEN DAYAL UPADHYAYA GRAM JYOTI YOJANA (DDUGJY)	REC Ltd (DDUGJY DDG)	62231784966	RECL	State Bank of India (SBH)- PRAGATIVIHAR DELHI	0.00	Inactive			
<input type="checkbox"/>	9338-DEEN DAYAL UPADHYAYA GRAM JYOTI YOJANA (DDUGJY)	DDUGJY	62103996363	RECL	AB BANK LIMITED-MUMBAI	0.00	Inactive			
<input type="checkbox"/>	9338-DEEN DAYAL UPADHYAYA GRAM JYOTI YOJANA (DDUGJY)	RURAL ELECTRIFICATION CORPORATION	62208939567	RECL	State Bank of India (SBH)- PRAGATIVIHAR	0.00	Active			

Figure 58

Step4: ‘Approved’ status will display all the Scheme/bank accounts which are approved by the ministry and can be selected for the deactivation i.e., which can be deactivated if they are no longer needed.

Bank Accounts/schemes which are already approved will be shown by the filter, for which the request can be sent to the approver for Deactivation.

The screenshot shows the 'Deactivate Scheme/Bank Account' window with the status filter set to 'Approved'. The table below displays the results of the search:

Select	Scheme Name	Agency Name In Bank	Account Number	Unique Agency Code	Bank Detail	Balance	Account Status for PPA	Status	Requester Remarks	Approver Remarks
<input checked="" type="checkbox"/>	9338-DEEN DAYAL UPADHYAYA GRAM JYOTI YOJANA (DDUGJY)	RURAL ELECTRIFICATION CORPORATION LIMITED	62208939567	RECL	State Bank of India (SBH)- PRAGATIVIHAR DELHI	0.00	Active			
<input type="checkbox"/>	9338-DEEN DAYAL UPADHYAYA GRAM JYOTI YOJANA (DDUGJY)	RURAL ELECTRIFICATION CORPORATION LIMITED	62181992427	RECL	State Bank of India (SBH)- PRAGATIVIHAR DELHI	10245825.00	Active			
<input type="checkbox"/>	9338-DEEN DAYAL UPADHYAYA GRAM JYOTI YOJANA (DDUGJY)	RURAL ELECTRIFICATION CORPORATION LIMITED	00030350000574	RECL	HDFC BANK LTD- NEW DELHI BRANCH	1636224547.80	Inactive			

Figure 59

After selecting the status as **Approved**, all the approved schemes/Bank accounts of that PIA will be displayed on the screen. Then the user will select the corresponding checkbox and with **valid remarks** he can request the deactivation of that particular scheme/bank account.

Step5: Schemes which will be displayed on the selection of **‘Pending at Approver’** are those schemes which have been already selected by the requester for deactivation and are pending at approver’s end for the approval i.e., once the entry is received by

PFMS User Manual – Role of Administrator Ver 1.1

the approver from the requestor then its status will be changed to ‘**Pending at Approver**’.

Select	Scheme Name	Agency Name In Bank	Account Number	Unique Agency Code	Bank Detail	Balance	Account Status for PPA	Status	Requester Remarks	Approver Remarks
<input type="checkbox"/>	0396-CENTRAL BOARD FOR WORKERS EDUCATION	CENTRAL BOARD FOR WORKERS EDUCATION	34348433629	HPSO00001725	STATE BANK OF INDIA-PARWANOO	182811.24	Active	Pending at Approver .		
<input type="checkbox"/>	0961-RAJIV GANDHI NATIONAL FELLOWSHIP FOR SCs SJE	U.G.C	35532792092	ININ00000296	STATE BANK OF INDIA-TANDA	0.00	Inactive	Pending at Approver .		
<input type="checkbox"/>	1639-SFURTI COIR	COIR BOARD-SFURTI	116201000775	COIR	ICICI BANK LTD-RAVI PURAM - KOCHI, KERALA	100000.00	Inactive	Pending at Approver .	SCHEME NA	
<input type="checkbox"/>	9157-HUMAN RESOURCE M	A.O.Dr. R.P. Centre	10874584123	AIIMS	STATE BANK OF INDIA-ANISARI	0.00	Inactive	Deactivated Account	To be added as :	

Figure 60

Step6: On selecting ‘**Deactivated Account**’ option, all the deactivated accounts will get displayed on the screen i.e., these accounts have been approved by the approver for deactivation and have been deactivated.

Select	Scheme Name	Agency Name In Bank	Account Number	Unique Agency Code	Bank Detail	Balance	Account Status for PPA	Status	Requester Remarks	Approver Remarks
<input type="checkbox"/>	9338-DEEN DAYAL UPADHYAYA GRAM JYOTI YOJANA (DDUGJY)	RURAL ELECTRIFICATION CORP LTD	30808855220	RECL	STATE BANK OF INDIA-New Delhi Main Branch	0.00	Active	Deactivated Account		
<input type="checkbox"/>	9338-DEEN DAYAL UPADHYAYA GRAM JYOTI YOJANA (DDUGJY)	Rural Electrification corporation limited	30808855220	RECL	STATE BANK OF INDIA-New Delhi Main Branch	0.00	Active	Deactivated Account		
<input type="checkbox"/>	9338-DEEN DAYAL UPADHYAYA GRAM	Rural Electrification Corporation Limited	30808855220	RECL	STATE BANK OF INDIA-New	55324416802.10	Active	Deactivated Account		

Figure 61

2.9 Bank Account Activation for E payment

For authorizing payment through PFMS the Bank Account of the funding PIA has to be activated for the different modes of payment available in PFMS. These modes are Print Payment Advise, Digital Signature and Corporate Internet Banking. The account has to be activated separately for each mode of authorization which the PIA wishes to utilize. The detailed steps are set out below:

Step1: For activation of Bank Account go to **Bank>Account Activation e-payment**. Account activation page will open.

PFMS User Manual – Role of Administrator Ver 1.1

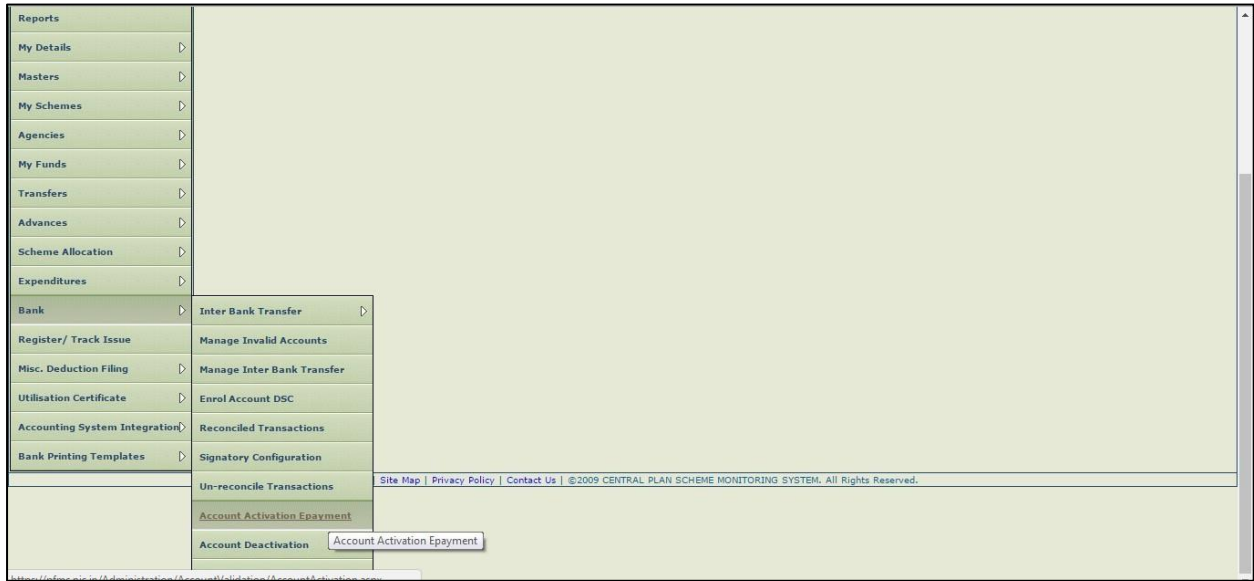


Figure 62

Step2: Enter the Scheme Name or Scheme code in the box provided or select scheme from the **Select Scheme** hyperlink.

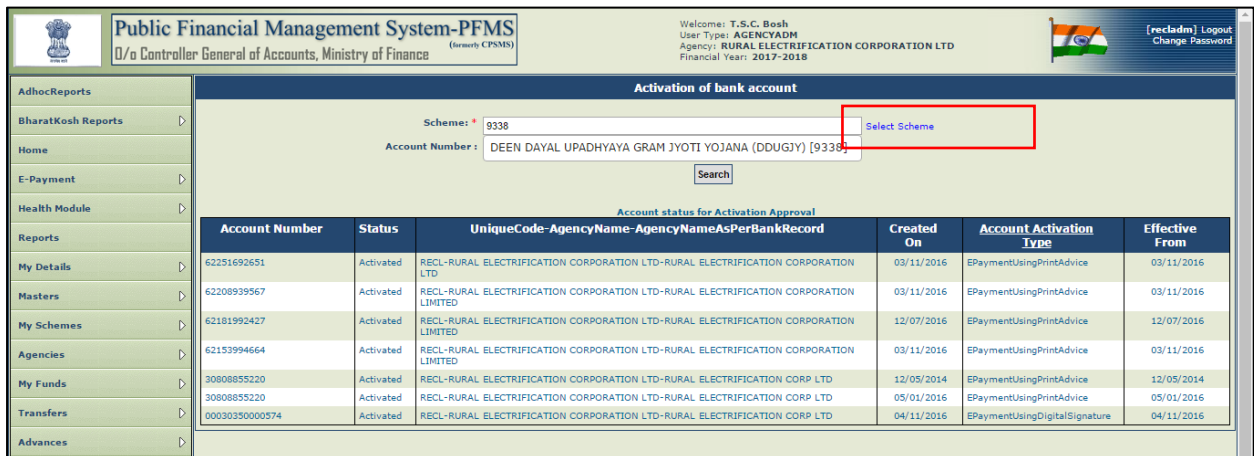
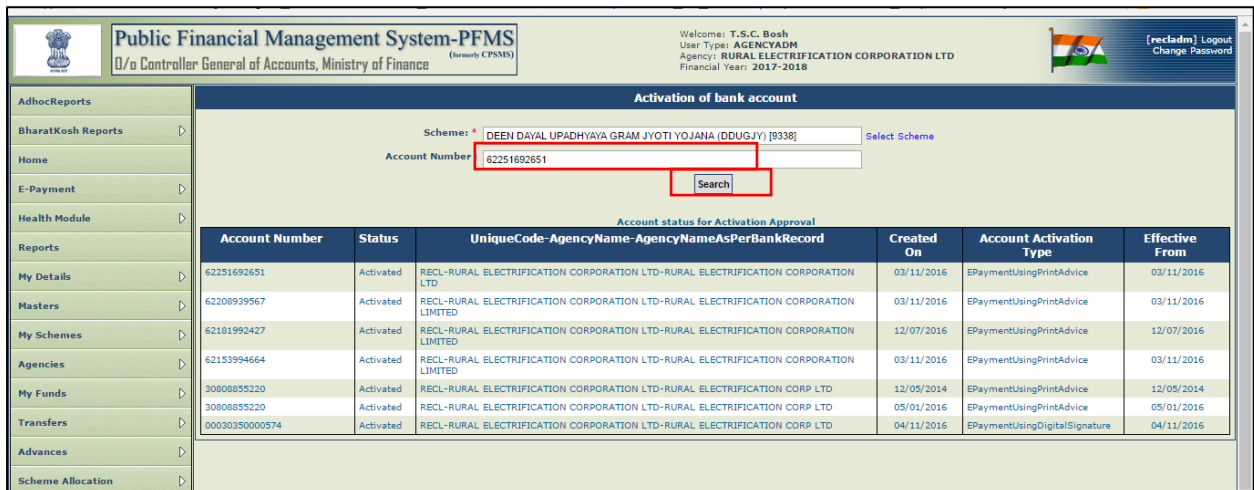


Figure 63

Step3: Enter the Bank Account Number in the **Account Number** box and click **Search** button. The searched account number will be displayed in a grid.



PFMS User Manual – Role of Administrator Ver 1.1

Figure 64

Step4: Select the Account by clicking on the check box.

Step5: From Account Activation dropdown select the desired mode of authorization.

Public Financial Management System-PFMS
Q/o Controller General of Accounts, Ministry of Finance

Welcome: Dinesh Kumar Gupta
User Type: AGENCYADM
Agency: RURAL ELECTRIFICATION CORPORATION LTD
Financial Year: 2017-2018

04:58:35 PM

Activation of bank account

Scheme: * DEEN DAYAL UPADHYAYA GRAM JYOTI YOJANA (DDUGJY) [9338] Select Scheme

Account Number : 30808855220

Search

Total no of records: 4

Select	Account Number	Bank - Branch IFSCCode	UniqueCode- AgencyName- AgencyNameAsPerBankRecord	Effective Date	Account Activation Type
<input checked="" type="checkbox"/>	30808855220	SBI-New Delhi Main Branch SBIIN000691	RECL-RURAL ELECTRIFICATION CORPORATION LTD-RURAL ELECTRIFICATION CORP LTD	20/04/2017	--Select-- EPaymentUsingInternetBanking EPaymentUsingPrintAdvice EPaymentUsingDigitalSignature
<input type="checkbox"/>	30808855220	SBI-New Delhi Main Branch SBIIN000691	RECL-RURAL ELECTRIFICATION CORPORATION LTD-RURAL ELECTRIFICATION CORP LTD	20/04/2017	--Select--
<input type="checkbox"/>	30808855220	SBI-New Delhi Main Branch SBIIN000691	RECL-RURAL ELECTRIFICATION CORPORATION LTD-RURAL ELECTRIFICATION CORP LTD	20/04/2017	--Select--
<input type="checkbox"/>	30808855220	SBI-New Delhi Main Branch SBIIN000691	RECL-RURAL ELECTRIFICATION CORPORATION LTD-RURAL ELECTRIFICATION CORP LTD	20/04/2017	--Select--

Figure 65

Step6: Click on **Submit** button to submit activation request.

Public Financial Management System-PFMS
Q/o Controller General of Accounts, Ministry of Finance

Welcome: Dinesh Kumar Gupta
User Type: AGENCYADM
Agency: RURAL ELECTRIFICATION CORPORATION LTD
Financial Year: 2017-2018

05:02:55 PM

Activation of bank account

Scheme: * DEEN DAYAL UPADHYAYA GRAM JYOTI YOJANA (DDUGJY) [9338] Select Scheme

Account Number : 30808855220

Search

Total no of records: 4

Select	Account Number	Bank - Branch IFSCCode	UniqueCode- AgencyName- AgencyNameAsPerBankRecord	Effective Date	Account Activation Type
<input checked="" type="checkbox"/>	30808855220	SBI-New Delhi Main Branch SBIIN000691	RECL-RURAL ELECTRIFICATION CORPORATION LTD-RURAL ELECTRIFICATION CORP LTD	20/04/2017	EPaymentUsingDigitalSignature
<input type="checkbox"/>	30808855220	SBI-New Delhi Main Branch SBIIN000691	RECL-RURAL ELECTRIFICATION CORPORATION LTD-RURAL ELECTRIFICATION CORP LTD	20/04/2017	--Select--
<input type="checkbox"/>	30808855220	SBI-New Delhi Main Branch SBIIN000691	RECL-RURAL ELECTRIFICATION CORPORATION LTD-RURAL ELECTRIFICATION CORP LTD	20/04/2017	--Select--
<input type="checkbox"/>	30808855220	SBI-New Delhi Main Branch SBIIN000691	RECL-RURAL ELECTRIFICATION CORPORATION LTD-RURAL ELECTRIFICATION CORP LTD	20/04/2017	--Select--

Submit

Figure 66

Step7: “Record saved successfully” message will be displayed. Account status for activation approval will be shown Pending for Activation Approval. The account will be auto activated in a few minutes.

PFMS User Manual – Role of Administrator Ver 1.1

- Home
- Dashboard
- HM Reports
- E-Payment
- Health Module
- Reports
- Implementing Agency
- Agency Master Data
- Agency Schemes
- Other Agencies
- Multiple DBT DSC Signatory
- Funds
- Fund Transfers
- Fund Advances
- Scheme Allocation
- Fund Expenditures
- Bank

Record saved successfully

Scheme: * DEEN DAYAL UPADHYAYA GRAM JYOTI YOJANA (DDUGJY) [9338] Select Scheme

Account Number : 30808855220

Total no of records: 4

Select	Account Number	Bank - Branch IFSCCode	UniqueCode- AgencyName- AgencyNameAsPerBankRecord	Effective Date	Account Activation Type
<input type="checkbox"/>	30808855220	SBI-New Delhi Main Branch SBIIN000691	RECL-RURAL ELECTRIFICATION CORPORATION LTD-RURAL ELECTRIFICATION CORP LTD	20/04/2017	--Select--
<input type="checkbox"/>	30808855220	SBI-New Delhi Main Branch SBIIN000691	RECL-RURAL ELECTRIFICATION CORPORATION LTD-RURAL ELECTRIFICATION CORP LTD	20/04/2017	--Select--
<input type="checkbox"/>	30808855220	SBI-New Delhi Main Branch SBIIN000691	RECL-RURAL ELECTRIFICATION CORPORATION LTD-RURAL ELECTRIFICATION CORP LTD	20/04/2017	--Select--
<input type="checkbox"/>	30808855220	SBI-New Delhi Main Branch SBIIN000691	RECL-RURAL ELECTRIFICATION CORPORATION LTD-RURAL ELECTRIFICATION CORP LTD	20/04/2017	--Select--

Account Number	Status	UniqueCode- AgencyName- AgencyNameAsPerBankRecord	Created On	Account Activation Type	Effective From
30808855220	Pending for Activation Approval	RECL-RURAL ELECTRIFICATION CORPORATION LTD-RURAL ELECTRIFICATION CORP LTD	20/04/2017	EPaymentUsingDigitalSignature	20/04/2017
30808855220	Activated	RECL-RURAL ELECTRIFICATION CORPORATION LTD-RURAL ELECTRIFICATION CORP LTD	12/05/2014	EPaymentUsingPrintAdvice	12/05/2014
30808855220	Activated	RECL-RURAL ELECTRIFICATION CORPORATION LTD-RURAL ELECTRIFICATION CORP LTD	26/09/2016	EPaymentUsingPrintAdvice	26/09/2016

Figure 67